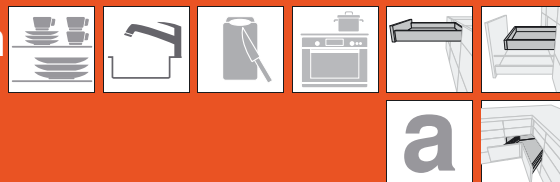


TANDEMBOX – sistema de extensión

▶ ORGA-LINE para TANDEMBOX

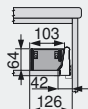
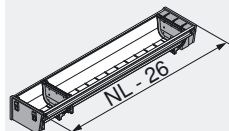
▶▶ Accesorios – ORGA-LINE



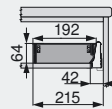
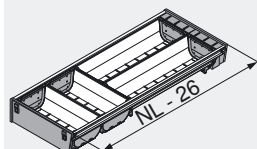
a

TANDEMBOX

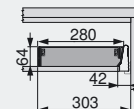
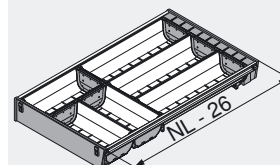
Bandeja-cubertero



Bandeja-cubertero



Bandeja-cubertero

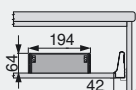
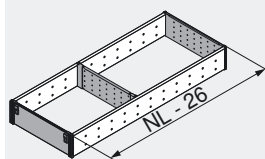


Largo nominal NL	Ref.
450 mm	ZSI.450BI1N
500 mm	ZSI.500BI1N
550 mm	ZSI.550BI1N
600 mm	ZSI.600BI1N
650 mm	ZSI.650BI1N

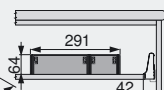
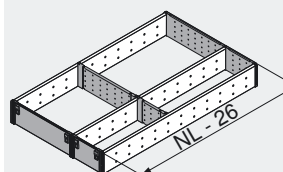
Largo nominal NL	Ref.
450 mm	ZSI.450BI2N
500 mm	ZSI.500BI2N
550 mm	ZSI.550BI2N
600 mm	ZSI.600BI2N
650 mm	ZSI.650BI2N

Largo nominal NL	Ref.
450 mm	ZSI.450BI3N
500 mm	ZSI.500BI3
550 mm	ZSI.550BI3
600 mm	ZSI.600BI3
650 mm	ZSI.650BI3

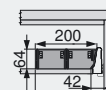
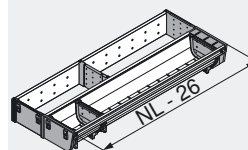
Elemento de subdivisión



Elemento de subdivisión



Bandeja-cubertero y subdivisión

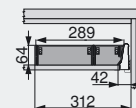
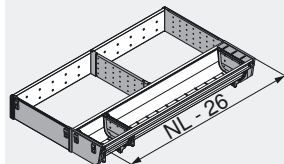


Portacuchillos (opcional)	
ZSZ.02M0	
Largo nominal NL	Ref.
450 mm	ZSI.450FI2N
500 mm	ZSI.500FI2N
550 mm	ZSI.550FI2N
600 mm	ZSI.600FI2N
650 mm	ZSI.650FI2N

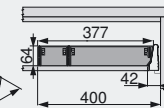
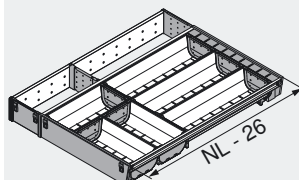
Portacuchillos (opcional)	
ZSZ.02M0	
Largo nominal NL	Ref.
450 mm	ZSI.450FI3
500 mm	ZSI.500FI3
550 mm	ZSI.550FI3
600 mm	ZSI.600FI3
650 mm	ZSI.650FI3

Portacuchillos (opcional)	
ZSZ.02M0	
Largo nominal NL	Ref.
450 mm	ZSI.450KI2N
500 mm	ZSI.500KI2N
550 mm	ZSI.550KI2N
600 mm	ZSI.600KI2N
650 mm	ZSI.650KI2N

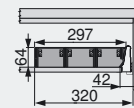
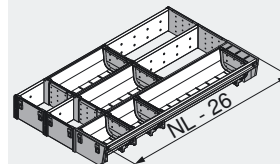
Bandeja-cubertero y subdivisión



Bandeja-cubertero y subdivisión



Bandeja-cubertero y subdivisión



Portacuchillos (opcional)	
ZSZ.02M0	
Largo nominal NL	Ref.
450 mm	ZSI.450KI3N
500 mm	ZSI.500KI3N
550 mm	ZSI.550KI3N
600 mm	ZSI.600KI3N
650 mm	ZSI.650KI3N

Portacuchillos (opcional)	
ZSZ.02M0	
Largo nominal NL	Ref.
450 mm	ZSI.450KI4N
500 mm	ZSI.500KI4
550 mm	ZSI.550KI4
600 mm	ZSI.600KI4
650 mm	ZSI.650KI4

Portacuchillos (opcional)	
ZSZ.02M0	
Largo nominal NL	Ref.
450 mm	ZSI.450MI3
500 mm	ZSI.500MI3
550 mm	ZSI.550MI3
600 mm	ZSI.600MI3
650 mm	ZSI.650MI3